

Creating and Implementing Morpheme Intervention

Victoria M. Whaley

Devin M. Kearns

Objectives

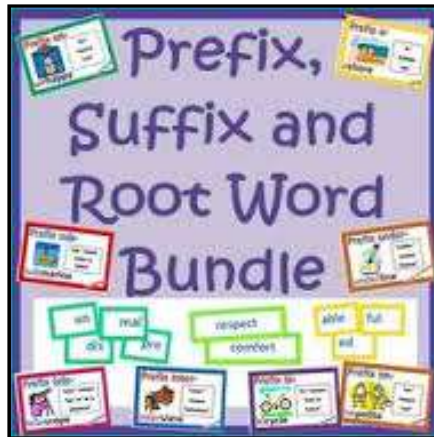
- Participants will be able to:
 - Identify useful strategies to teach morphemes
 - Apply these strategies to supplement instruction

Why Morphemes?

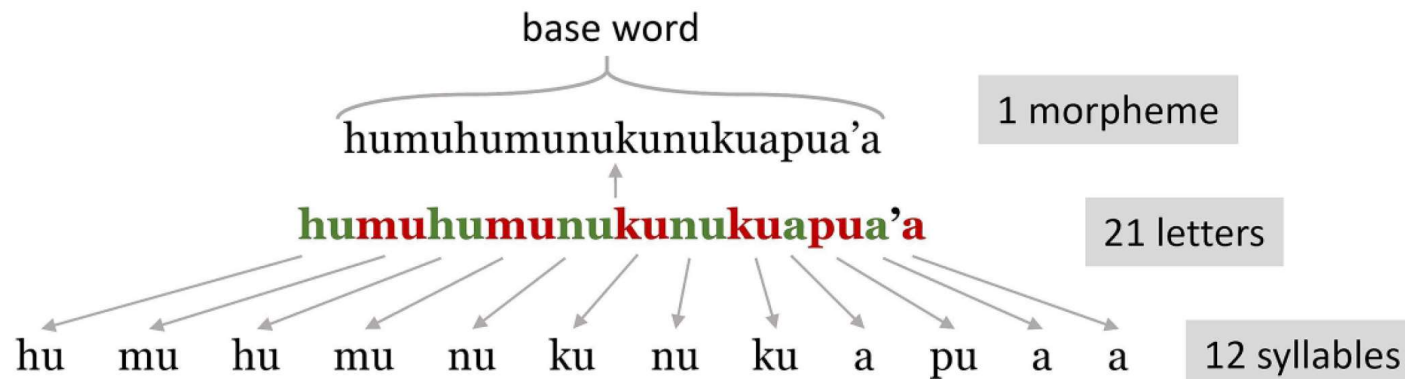
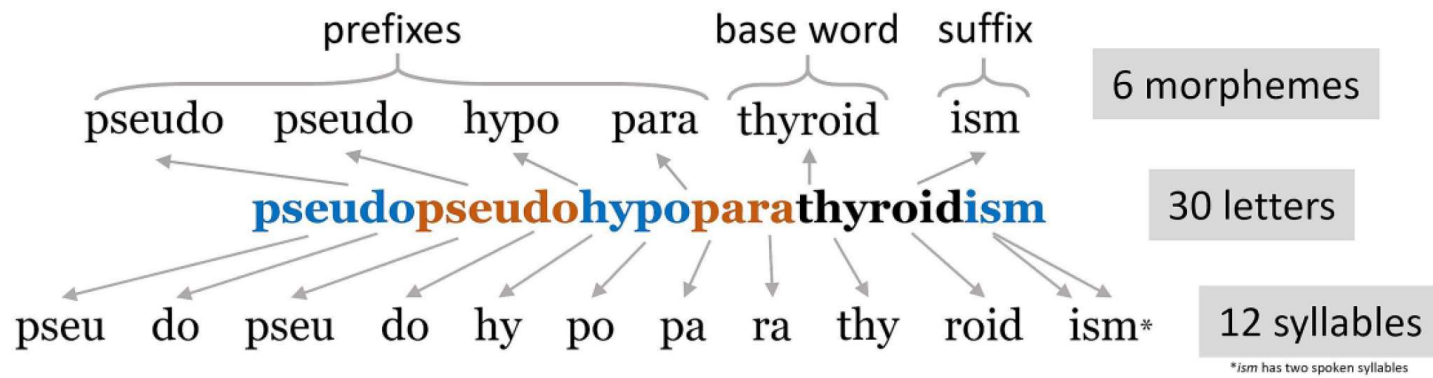
- Most word reading instruction happens in early grades
- Older students find more and complex words
- These words use different strategies
- Many of these words have multiple morphemes

Morphemes

- Shortest part of word that carries a meaning
- Suffixes
- Prefixes
- Base or Root



Morphemes



Morphemes

- These parts are repeated again and again
- Bigger than a letter-sound correspondence, smaller than a word
- Teaching morphemes helps with vocabulary and comprehension
- Scant evidence for efficacy in word reading

Our Study

- Two interventions:
 - Syllable Reading Intervention (SRI)
 - Morpheme Reading Intervention (MRI)
- Participants received 25 lessons of about 30 minutes each
- MRI participants did better than comparison group (with no additional intervention)

Morphology in Multi-component Intervention

Empower:

- Teaches 60 prefixes and suffixes
- Prompts students to “peel off” beginnings and endings, then read the word

reappearing

Morphology in Multi-component Intervention

Rewards (Intermediate):


- Teaches 54 prefixes and suffixes
- Prompts students to circle prefixes and suffixes, then read the word

reappearing

Morphology in Multi-component Intervention

- What if you don't have a program?
- Supplemental morphology instruction can be designed

Meaning Parts:



un help ful

Identify Which Morphemes to Teach

- Most Common Prefixes

un-	in-	dis-	en-
over-	re-	under-	fore-
a-	mis-	pre-	trans-
sub-	inter-	mid-	non-
counter-	hydro-	be-	semi-

Identify Which Morphemes To Teach

- Most Common suffixes

-s	-ing	-ed	-er
-ly	-ion	-y	-al
-ation	-ive	-or	-ity
-ment	-able	-ness	-en
-ful	-est	-less	-ous

Provide a brief definition

Example:

- Teacher: The suffix –ly means “in this way.” What does it mean?
- Student: In this way.
- Teacher: Yes.
- No need to get elaborate
 - Precise meanings don’t always help
 - Focus on illustration

Choose words to illustrate the meaning

- Vivid images
- Understandable for the students



forgiveness
forgive + ness
forgiveness

Example

Here we have a new word with the prefix re-, which means?


Read with me...re
plus appear

A magician who performs a magic trip like making a rabbit disappear and appear again. It reappears. What does the rabbit do?

Again, over

Re plus appear,
reappear.

New Word with the Prefix re- (again, over):



reappear
re + appear
reappear

Use Sentences to Elaborate

Stonehenge is a prehistoric monument.

permanent

permanently

Stonehenge has been _____ standing since 3100 BC.

It is a _____ monument located in Wiltshire, England.

_____ + _____

permanent + ly

It has been one of the _____ wonders of the world.

Example

We add the word part “-ness” and what is the new word?

Dizzy plus ness equals dizziness.

Let's practice these sentences. Sometimes we'll use the part ness, sometimes we won't. Read with me...what are our choices?

What fits?
Let's read the sentence with that word?

Block 2 - Lesson 10

Student Sheet Part 1

p.1

Words with Suffixes Review:

Daffy Duck usually gets into trouble.

dizzy
dizziness



_____ + _____



Daffy walks very wobbly when he is _____.

His _____ is a source of comedy in most cartoons.

t _____ whenever I make too many cartwheels.

dizzy

dizziness

Dizzy plus ness equals dizziness.

Single Word Fluency

- Use words you have introduced
- Repeat as needed
- Prompt students to read quickly
- Model

Base Words & Reading Words Fast



purposely

wanderer

cleanliness

illness

dizziness

forgiveness

purposely

wanderer

cleanliness

illness

dizziness

forgiveness

purposely

wanderer

Example

Now, we're going to read the base words and put the pieces back together like a puzzle. Let's read our prefixes and suffixes together.

Now, let's hide them, say the base words and put the pieces back together to say the word.

Word part is "-al." What is it?

Now let's say the parts and the puzzle word. Me first.
Person plus -al, personal.
Now you.

Base Words & Reading Words Fast



person

expansion

dizziness

biological

Person.

-al.

Person plus -al, personal.

reappear

personal

expansion

dizziness

biological

invention

Read Word Families

- Use the same base but different affixes
- Use examples and non-examples
- Model words that shift the pronunciation

Base Word Group Reading

argue	argument	arguer
	arguing	counterargue
age	advantage	backstage
	camouflage	encourage
understand	misunderstand	understandingly
	understanding	understandability

Example

Base Word Group Reading

east

eastward

northeast

southeast

Easter

East.

Let's read some words that all have the same base word. They might look a little different, but the base word is the same. I'll read the base word. Then you try reading the words. The base word is east. What is it?

That's right: east. Now read these words with east.

Eastward...northeast...southeast
...Easter.

Sentence Completion

- Multiple choice
- Students identify which options are not real words
- Students read the sentence with each of the real words
- Students identify which of the words completes the sentence correctly

Which Words?



permanent impermanent permanently permanenter

He did such a good job as a substitute, they asked him to stay _____ .

clearly clearer clearly clearing

She was jumping and smiling so much that we could _____ tell she was happy!

direct directorship director directorness

The after school _____ told us what to bring for the picnic.

sailing sailor sail sailorly

I think she is an amazing _____ because she has survived many storms out at sea.

Example

Read these words with base word
"invent."

Inventor...inventness...invention...
reinvention

Which one is a word we learned?

Which one is not a real word?

Good. Let's

Now, let's read the sentence and decide
which word fits best. We'll say "blank"
for the missing word. Let's read

Now, you read the whole sentence
together.

Inventor...inventness...invention...
reinvention

Invention.

Inventness.

Carla's blank earned high scores and lots
of praise from the science judges.

Carla's invention earned high scores and
lots of praise from the science judges.

Words?



inventor ~~invent~~ness invention reinvention

Carla's _____ earned high scores and lots of
praise from the science judges.

Phrase fluency

- Frequent phrases using specific suffixes
- Students read chorally and individual
- Teacher models

Phrase Reading



universal laptop

all personal data

brightness and contrast

and reappear in

any personal information

brightness level

physical and biological

the universal

disappear and reappear

surface brightness

create a universal

marine biological

adjust the brightness

best invention of

Example

Remember, for this next section we will do something called Phrase Reading. They are called phrases because they are sentence parts but they all have a word with the prefixes and suffixes we are learning about. You will learn how to read these words in different parts of sentences that you often see in all kinds of texts. So, practicing reading them fast in this way, will help you remember how to piece them together like when you build sentences with word tiles.

I'll read the first row, then you. Personal care, to avoid dizziness. Now you.

Phrase Reading



personal care

to avoid dizziness

after the invention

age of expansion

Personal care, to avoid dizziness..

Lesson Flow

- Review previously taught affixes with sentences
- Introduce new affixes with words and examples
- Single word fluency
- Base word family reading
- Complete the sentence
- Phrase reading

Use

- Supplement existing curriculum
- Stand-alone intervention